

Committee: Planning Applications Sub - Committee
Date: 26 June 2006

Report of: Interim Director of Environmental Services

Contact Officer: Reg Jupp
Designation: Principal Administrative Officer **Tel:** 020 8489 5169

Report Title:
 Development Control, Building Control Statistics and Planning Enforcement Work Report.

1. PURPOSE:

To advise Members of performance statistics on Development Control, Planning Enforcement and Building Control.


2. SUMMARY:

Summarises decisions taken within set time targets by Development Control and Planning Enforcement work since the 5 June 2006 Committee meeting and Building Control for May 2006.

3. RECOMMENDATIONS:

That the report be noted.

Report Authorised by:



Shifa Mustafa

**Assistant Director Planning, Environmental Policy
 & Performance**

Planning Applications Sub-Committee 26 June 2006

DEVELOPMENT CONTROL PERFORMANCE STATISTICS

BEST VALUE INDICATOR BV109 - DETERMINING PLANNING APPLICATIONS

May 2006 Performance

In May 2006 there were 176 planning applications determined, with performance in each category as follows -

No major applications were determined in May

94% of minor applications were determined within 8 weeks (44 out of 48 cases)

91% of other applications were determined within 8 weeks (116 out of 128 cases)

For an explanation of the categories see Appendix I

Year Performance – 2006/07

In 2006/07 up to the end of May there were 361 planning applications determined, with performance in each category as follows -

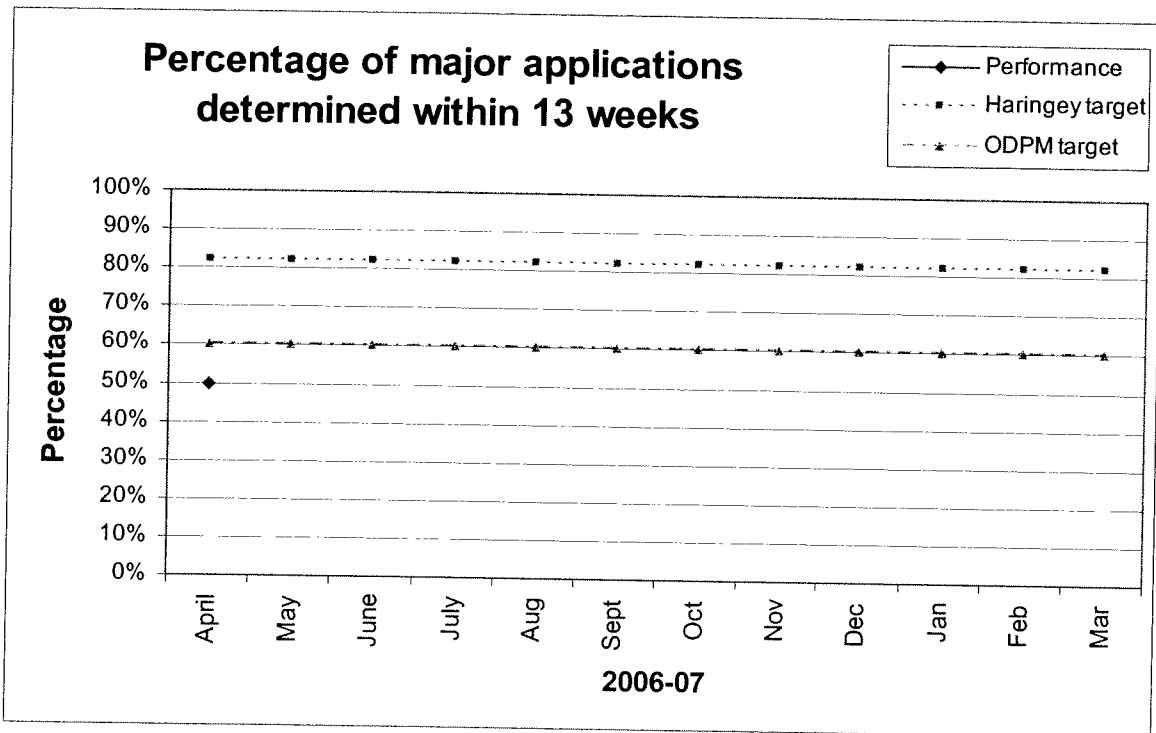
50% of major applications were determined within 13 weeks (1 out of 2 cases)

91% of minor applications were determined within 8 weeks (96 out of 105 cases)

94% of other applications were determined within 8 weeks (239 out of 254 cases)

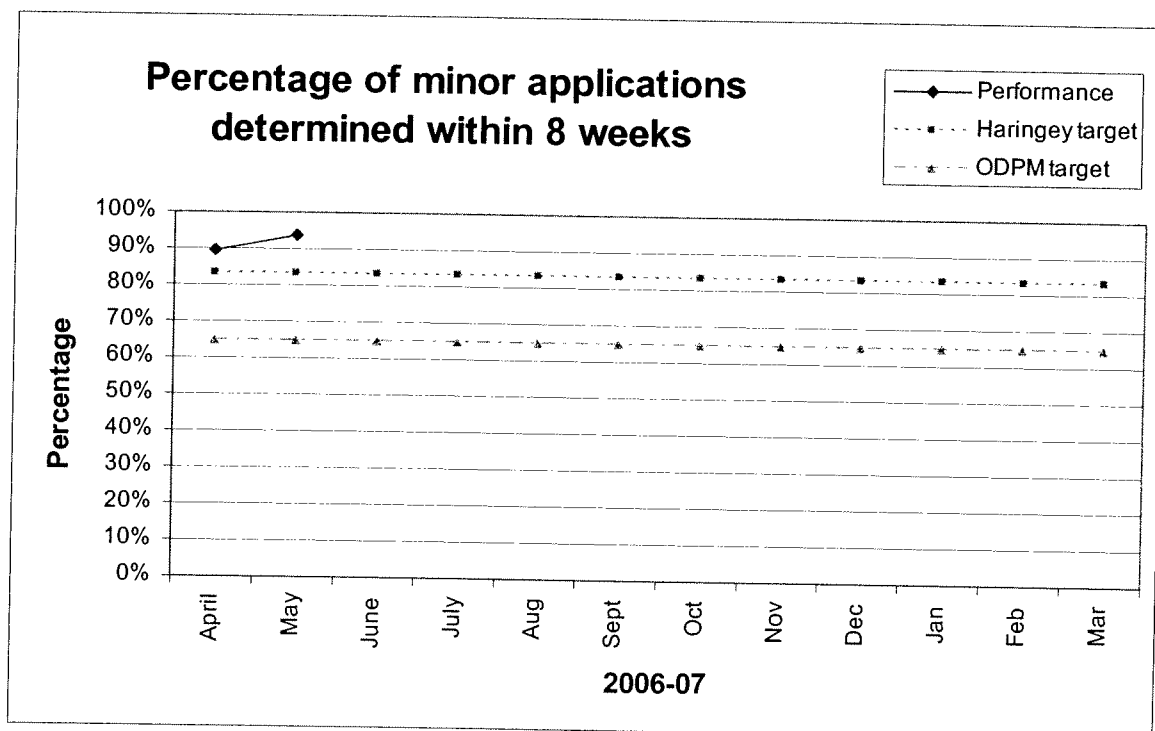
The monthly performance for each of the categories is shown in the following graphs:

Major Applications 2006/07

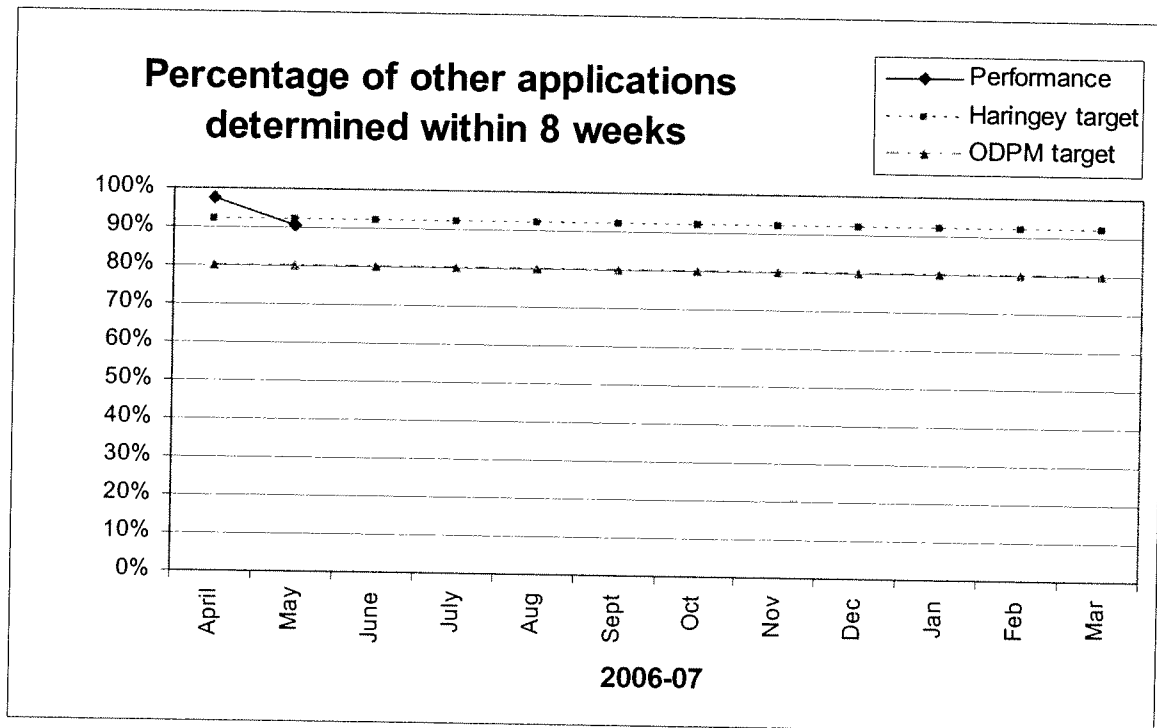


N.B. There were no major decisions in May 2006

Minor Applications 2006/07



Other applications 2006/07



Background/Targets

BV109 is one of the Office of the Deputy Prime Minister (ODPM) Best Value indicators for 2006/07.

It sets the following targets for determining planning applications:

- a. 60% of major applications within 13 weeks
- b. 65% of minor applications within 8 weeks
- c. 80% of other applications within 8 weeks

Haringey has set its own challenging targets for 2005/06 in relation to BV109. These are set out in the Best Value Performance Plan - Year 6 2005/2006 and are to determine:

- a. 82% of major applications within 13 weeks
- b. 83% of minor applications within 8 weeks
- c. 92% of other applications within 8 weeks

Appendix I

Explanation of categories

The BV109 indicator covers planning applications included in the ODPM PS1/2 statutory return.

It *excludes* the following types of applications - TPO's, Telecommunications, Reserve Matters and Observations.

The definition for each of the category of applications is as follows:

Major applications -

For dwellings, where the number of dwellings to be constructed is 10 or more
For all other uses, where the floorspace to be built is 1,000 sq.m. or more, or where the site area is 1 hectare or more.

Minor application -

Where the development does not meet the requirement for a major application nor the definitions of Change of Use or Householder Development.

Other applications -

All other applications, *excluding* TPO's, Telecommunications, Reserve Matters and Observations.

DEVELOPMENT CONTROL PERFORMANCE STATISTICS

BEST VALUE INDICATOR BV204 - APPEALS AGAINST REFUSAL OF PLANNING PERMISSION

May 2006 Performance

In May 2006 up to the end of May there were 9 planning appeals determined against Haringey's decision to refuse planning permission, with performance being as follows -

44% of appeals allowed on refusals (4 out of 9 cases)

56% of appeals dismissed on refusals (5 out of 9 cases)


Year Performance – 2006/07

In 2006/07 up to the end of May there were 25 planning appeals determined against Haringey's decision to refuse planning permission, with performance being as follows -

44% of appeals allowed on refusals (11 out of 25 cases)

56% of appeals dismissed on refusals (14 out of 25 cases)

The monthly performance is shown in the following graph:



Background/Targets

BV204 is one of the Office of the Deputy Prime Minister (ODPM) Best Value indicators for 2006/07.

It sets a target for the percentage of appeals allowed against the authority's decision to refuse planning permission.

The target set by ODPM for 2006/07 is 30%^

Haringey has set it's own target for 2005/06 in relation to BV204. This is set out in the Best Value Performance Plan - Year 6 2005/2006.

The target set by Haringey for 2006/07 is 30%

(^ The lower the percentage of appeals allowed the better the performance)

BUILDING CONTROL

During the month of **May 2006**, **187** applications have been received for the purposes of Building Regulations. Of the **187** applications referred to **79** are Building Notices of which **79 (100%)** have been processed within 48 hours.

The remaining **108** are Full Plans Applications of which **73 (68%)** have been responded to within 3 weeks and **108 (100%)** have been decided within the statutory period.

During the same period **714** Building regulations site inspections were requested and were carried out on the same day. Building Control officers involved with safety at sports ground legislation and Entertainment's licensing legislation have made **9** inspections/visits.

Building Control also carried out **14** dangerous structures related inspections, all of which were responded to within 2 hours of initial notification.

Building Control was also notified of contravening works, where **17** inspections were carried out within 2 days of notification.

During the same month **95** letters were received, of which **63 (66%)** were responded to within 10 days.